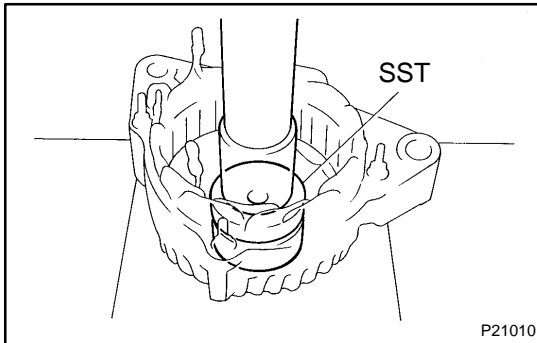


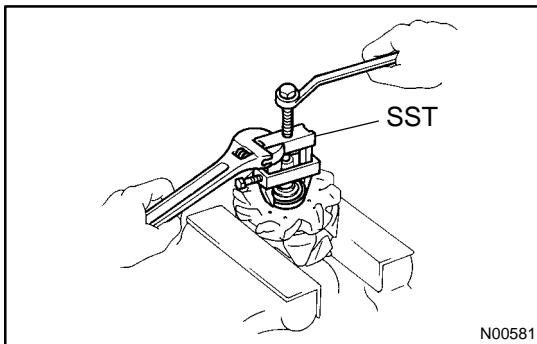
## REPLACEMENT

### 1. REPLACE FRONT BEARING

- (a) Remove the 4 screws, bearing retainer and bearing.
- (b) Using SST and a press, press out the bearing.  
SST 09950-60010 (09951-00260, 09952-06010)



- (c) Using SST and a press, press in a new bearing.  
SST 09950-60010 (09951-00520)
- (d) Install the bearing retainer with the 4 screws.  
**Torque: 3.0 N·m (31 kgf·cm, 27 in.-lbf)**



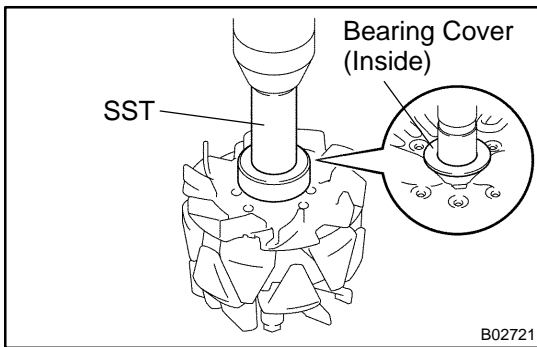
### 2. REPLACE REAR BEARING

- (a) Using SST, remove the bearing cover (outside) and bearing.  
SST 09820-00021

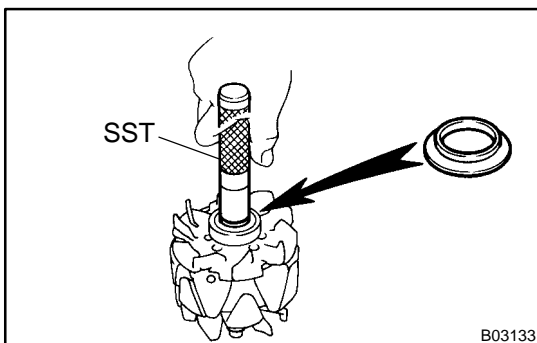
#### NOTICE:

**Be careful not to damage the fan.**

- (b) Remove the bearing cover (inside).



- (c) Place the bearing cover (inside) on the rotor.
- (d) Using SST and a press, press in a new bearing.  
SST 09820-00030



- (e) Using SST, push in the bearing cover (outside).  
SST 09285-76010